


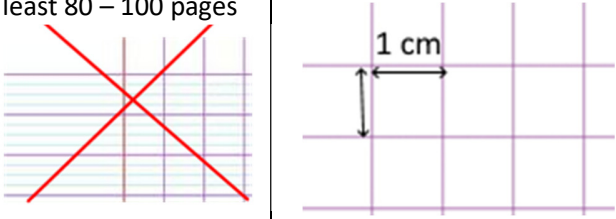
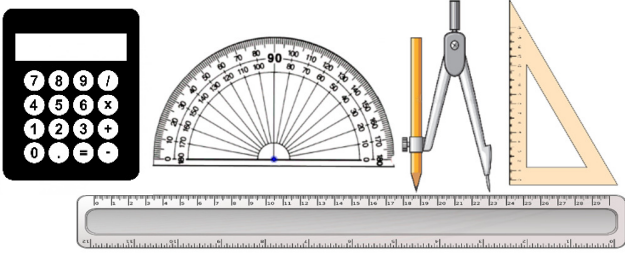
P5EN1 - Supply list




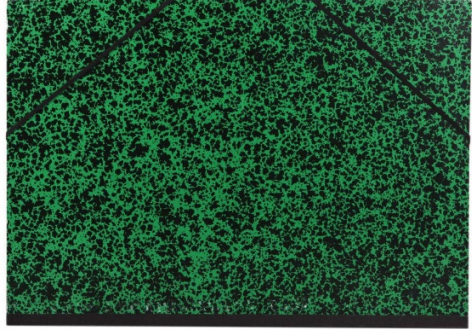


Dear parents,

Your child already has most items on this list from P4. Please encourage him/her to reuse last year's material (Except for the notebooks) as we move towards living more sustainably. Also no need to get more than what is on the list (no need for markers for instance) as it will make your child's pencil case more manageable. As a P5 student, your child is expected to check daily if he/she has all the required material and replace lost/used/empty items. Finally, please have your child's name labeled on all items.

GENERAL ITEMS	
1 x	Double sided whiteboard (around 19 x 26 cm)
2 x	Whiteboard pens (ideally two different colours)
1 x	Pencil case
2 x	Blue pens (ball point, friction pens can be used as we transition to writing in pen)
2 x	Pencil
1 x	Eraser
1 x	Set of coloured pencils. (minimum: yellow, red, blue, green and orange)
2 x	Highlighter (2 different colours)
1 x	Glue stick
2 x	Small scissors
1 x	10 – 15 cm ruler that can fit in the pencil case.

ENGLISH		
2 x	Cahier piqué 21 cm x 29,7 cm (A4) 80 – 100 pages lignés + marge (= A4 size Notebook binded with two staples on the spine of the book, simple lines and with a margin on the left)	
MATHS		
1 x	Cahier piqué 21 cm x 29,7 cm (A4) at least 80 – 100 pages Quadrillé 10 mm x 10 mm Please do not get "Sèyes" squares	
1 x	small basic calculator <i>4 operations (+, -, x, :) with decimal point.</i>	
1 x	protractor	
1 x	drawing compass	
1 x	set square	
1 x	30 cm ruler	

OTHER ITEMS FOR ORGANISATION		
1 x	big zipped semi-transparent sturdy (mesh) waterproof PVC pouch 26x34,5 cm <i>to put all the homework in.</i>	
3 x	A5 (half of a A4) small zipped semi-transparent PVC pouch <i>To build a toolkit for English, Maths and for extra material</i>	
2 x	3-flap folders with elastic bands closure for A4 documents <i>For finished and unfinished work.</i>	
1 x	Big arts folder A2 (420 cm x 594 cm) or A3 (297 x 420 cm) – optional <i>To store and protect artwork. You can DIY with sturdy cardboard or your child will make one him/herself in class.</i>	

The 6 euros collected for the cancelled trip to Clervaux will be used to get other standardized items, including one big class binder for each child and the interlayers. This way we can ensure everyone has the same items and it will be easier to teach how to keep one's files organised.

Those who have not given me the 6 € in P4 can give the money to me at the beginning of the year.

Many thanks in advance for ensuring your child has all the required material at the beginning of the year.

Wishing you happy holidays,

Ms Nelodya